



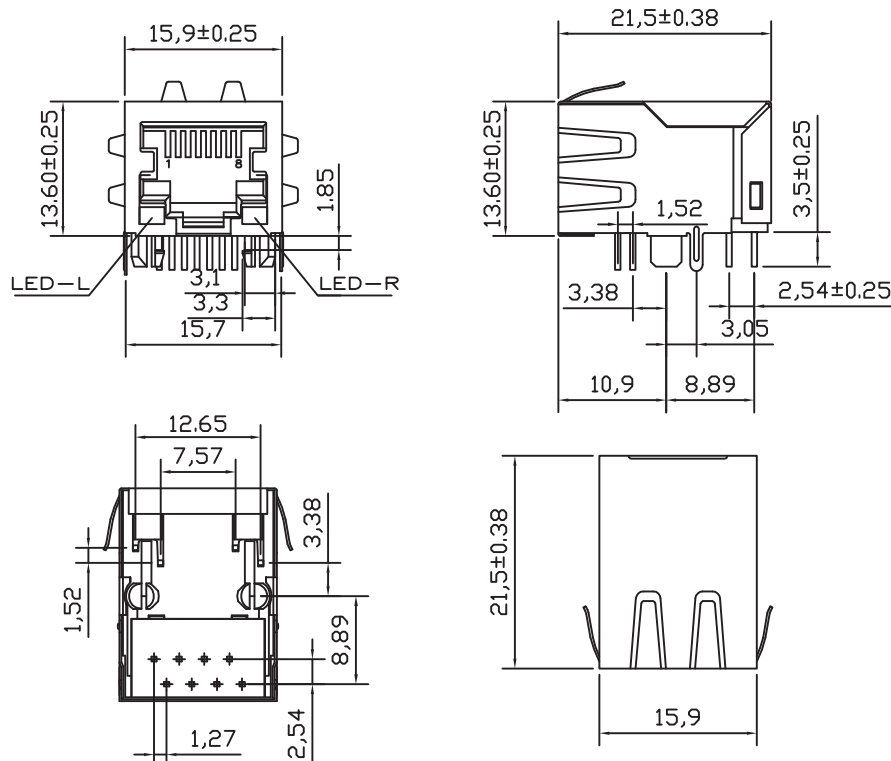
- 10/100 Base-T
- Impedance: 100OHMS
- RJ45 jack cavity conforms to FCC rules and regulations Part 68, SUB Part F
- Operating Temp: 0°C to +70°C
- Contact Factory for Industrial Temp.
- Available in other Circuit Designs
- Optional Gold Plating Thickness
- Other LED Patterns available

Electrical Specifications @ 25°C						
Part Number	OCL(uH Min) @ 100kHz, 0.1V	Turns Ratio chip: cable (±2%)	Insertion Loss (dB Max)	Return Loss (dB Min)		
	With 8mA DC Bias		1-100MHz	1-30MHz	30-60MHz	60-80MHz
AR11-3716	350	1:1	-1.0	-18	-18-20Log(F/30MHz)	-12

Electrical Specifications @ 25°C																
Cross Talk (dB Min)					CMR (dB Min)					CDMR (dB Min)					HI-POT (Vrms)	
0.5-1MHz	10MHz	30MHz	50MHz	100MHz	0.3-1MHz	10MHz	30MHz	60MHz	100MHz	0.3-1MHz	10MHz	30MHz	60MHz	100MHz	1.0mA/3Sec.	
-50	-50	-40	-35	-30	-50	-47	-42	-37	-30	-50	-50	-50	-45	-40	1500	

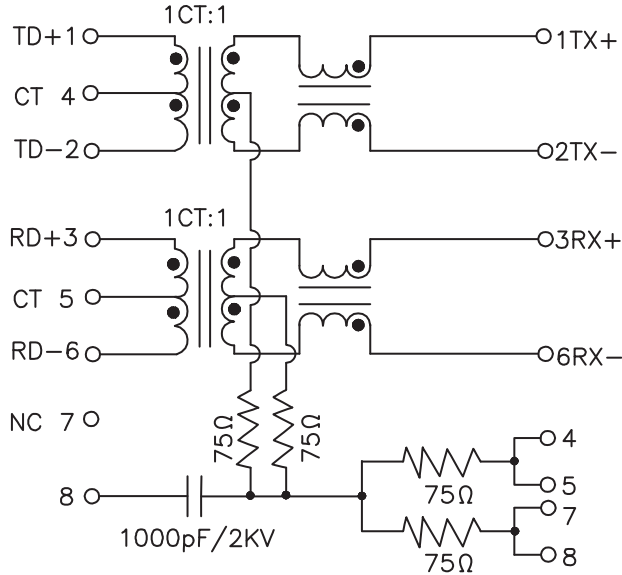
All specifications subject to change without notice.

MECHANICAL





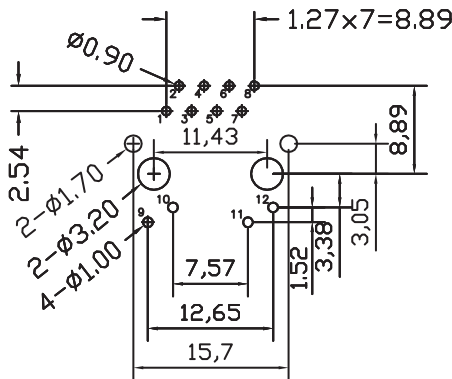
SCHEMATICS



Standard LED	Wavelength	Foward*V(Max)	TYP	Wavelength
Green	565nm	2.5v	2.2v	605nm
Yellow	565nm	2.5v	2.1v	591nm

With a forward current of 20mA

PCB LAYOUT



NOTES

- Shield- 0.20mm THICKNESS BRASS C2680 H. PLATING NICKEL 30u"-50u"
- Housing- Standard Material Nylon66, Glass filled Polyester UL94V-0 Standard Color Black.
- RJ Terminal- Plastic: Nylon66, GF UL94V-0, Standard Color Black.
Pin: 0.35mm Thickness Phos-Bronze C5210 EH.
Plating: Nickel 40u"-60u" for all and Sn 100%, and 15u" Gold Plating.
- Input Terminal: Plastic: PBT, Glass Filled, UL94V-0, Standard Color Black.
Pin: 0.35mm Thickness Phos-Bronze SUS430.
Plating: Nickel 40u"-60u" for all and Sn 100%.